

Progress Report for 1:1 Programme:  
Summer 2016 Outcomes

**Profile of Disadvantaged v Non Disadvantaged pupils**

Disadvantaged pupils		
L	2	11%
M	13	68%
H	4	21%
	19	

KS2 APS
Dis = 25.8
Non = 26.5
All = 26.2

Non Disadvantaged pupils		
L	7	25%
M	13	46%
H	2	7%
No KS2 data	6	21%
	28	

**Key School Measures**




Measure	Dis	Non Dis	2016 National	Difference
A* - C	62	73	tbc	tbc
A* - C inc. En & Ma	42	70	tbc	tbc
English A* - C	62	73	tbc	tbc
English 3 LOP	73	83	tbc	tbc
Maths A* - C	58	77	tbc	tbc
Maths 3 LOP	56	80	tbc	tbc

The progress made by all students has improved to the best levels for five years. Disadvantaged students have outperformed the 2015 cohort by 7% and the support from 1:1 tuition has contributed to this improvement in student outcomes and student progress. 2016 National data to follow.

**Average Expectation of Progress for Disadvantaged Pupils - data from FFTD**

KS2 Band	No. in En	No. in Ma	Ave. Expectation to achieve C+ in English	Ave. Expectation to achieve C+ in Maths
L	1	2	35%	26%
M	10	11	62%	61%
H	2	4	95%	96%

**Progress in English**

Disadvantaged Pupils					
Band	No.	English A* - C		Achieving 3 LOP	
L	1	0	0%	1	100% 
M	10	9	90% 	9	90% 
H	2	2	100%	0	0%

KS2 Level	3 LOP % Expectation- RAISE 2015	No. of students in Kings	Expected no. to make 3 LOP - Eng
1	31	0	0
2	59	0	0
3	68	1	0
4	74	10	7
5	79	2	1

The results show that one Disadvantaged student made 3 LOP in English. This is above the expected figure from RAISE. Nine students achieved 3 LOP, two above the 2015 national expectation. Unfortunately, no High ability Disadvantaged students achieved 3 LOP in English, below the expected national figure. These results suggest that Disadvantaged students achieved broadly in line with national expectations. In some bands they performed above, but in another band they performed below.

Progress Report for 1:1 Programme:  
Summer 2016 Outcomes

These results also show that 85% of our Disadvantaged students achieved a grade C or above in English. When compared to the Average Expectation figure, the Lower ability pupil did not achieve a grade C+, although they did only have a 35% chance of meeting this target. 100% of the High ability students achieved a C+ which is in line with the expectation of 95%. Our Middle ability students also performed well. 90% of students met the C+ threshold, well above the average expectation. This puts our 1:1 English results in line overall with expectation.

### Progress in Maths

Disadvantaged Pupils					
Band	No.	Maths A* - C		Achieving 3 LOP	
L	2	2	100%	2	100%
M	12	7	58%	7	58%
H	4	3	75%	2	50%

KS2 Level	3 LOP % Expectation- RAISE 2015	No. of students in Kings	Expected no. to make 3 LOP - Ma
1	9	0	0
2	20	0	0
3	44	2	1
4	68	12	8
5	79	4	3

The Maths results show that both our Lower ability Disadvantaged students made the expected 3 LOP in Maths. This positive result is above the national expectation of 20%. Seven Middle ability students, and two High ability Disadvantaged students achieved 3 LOP in Maths. In both bands, this is just under the national expectation from Raise. Both bands were one student short of expectation. These results suggest that in Maths, Disadvantaged students achieved broadly in line with national expectations. In the Lower band they performed above, but in the other two bands they performed just below. The next steps to secure greater progress are outlined below.

Results show that 67% of all our Disadvantaged students achieved a grade C or above in Maths. When compared to the Average Expectation figure, the Lower ability students both outperformed expectation, achieving a grade C+. This result is significantly above a 26% fair chance. The Middle ability students achieved 58% grade C or above. We would want this to be higher as although when compared to the Fair Expectation figure, 61% is in line, the figure of 58% of students making 3 LOP is disappointing. The progress of High ability Disadvantaged students is also disappointing. One student did not reach achieve a grade C or above and two students failed to make 3 LOP.

When taking into consideration all outcomes, the Maths 1:1 was clearly successful for our lower ability and some of our Middle and High ability students. It was not though in line with expectation for some of our Middle and generally our High ability students.

Progress Report for 1:1 Programme:  
Summer 2016 Outcomes

**Actions**

As a result of this analysis, the following will be actioned in order to secure outstanding outcomes for all our Disadvantaged students across all ability bands in both English and Maths:

- 1 - Accurate tracking of student attendance to ensure consistency of support and maximum impact of tuition.
- 2 - Review student groups on a weekly basis to reflect feedback from tutors and to ensure maximum challenge during each session.
- 3 - Accurate tracking of student progress, using summer 2016 results as a baseline. Progress will be measured and reported on from this point and not just against KS2 expectation.
- 4 - Close scrutiny of progress against target will follow each data point so that LOP can be tracked and importantly, concerns can be shared and challenged with student, parents, staff and tutors. Including all stakeholders in the ownership of student progress will help to ensure a co-ordinated and targeted programme of tuition and support.